



RUOTE CON ANELLO IN GOMMA
WHEELS WITH RUBBER TYRES

LEGENDA SIMBOLI - DEFINITIONS OF SYMBOLS

	RUOTA WHEEL		LUNGHEZZA MOZZO HUB LENGTH		DISASSAMENTO OFFSET
	CON PARAFILI WITH THREADGUARDS				
	MOZZO CON FORO PASSANTE/BOCCOLA PLAIN BEARING				
	MOZZO CON CUSCINETTO A RULLINI HUB WITH ROLLER BEARING				
	MOZZO CON CUSCINETTO A RULLINI INOX HUB WITH STAINLESS STEEL ROLLER BEARING		ALTEZZA HEIGHT		LARGHEZZA E DIAMETRO FORO FORCA FORK WIDTH AND BORE DIAMETER
	MOZZO CON CUSCINETTI A SFERE HUB WITH BALL BEARING				
	SUPPORTO ROTANTE A PIASTRA SWIVEL CASTOR WITH PLATE FITTING				
	SUPPORTO ROTANTE CON FORO CENTRALE SWIVEL CASTOR WITH BOLT HOLE FITTING		DIMENSIONI PIASTRA PLATE SIZE		RAGGIO D'INGOMBRO LEVA FRENO TOTAL STOP BRAKE LEVER SWIVEL RADIUS
	SUPPORTO ROTANTE A CODOLO PIENO SWIVEL CASTOR WITH SOLID STEM FITTING				
	SUPPORTO FISSO A PIASTRA FIXED CASTOR WITH PLATE FITTING		DIAMETRO RALLA SUPERIORE CROWN DIAMETER		
	SUPPORTO A STELLA PER SCALE STAR HOUSING FOR STAIR CLIMBER				
			INTERASSI FORI BOLT HOLE SPACING		PORTATA ESPRESSA IN daN RELATIVA A UTILIZZI DA 15 A 28°C CARRYING CAPACITY IN daN WITHIN RANGE 15 - 28° C TEMPERATURE 1 daN = 1,02 Kgf
	CON FRENO TOTALE TOTAL STOP BRAKE				
			DIAMETRO FORI BOLT HOLE DIAMETER		PAVIMENTO A PIASTRELLE TILE FLOOR
	DIAMETRO RUOTA WHEEL DIAMETER				PAVIMENTO AD ASFALTO ASPHALT FLOOR
			DIAMETRO DEL FORO BOLT HOLE DIAMETER		PAVIMENTO A CEMENTO- RESINE RESIN CEMENT FLOOR
	LARGHEZZA FASCIA TREAD WIDTH		DIAMETRO CODOLO STEM DIAMETER		PAVIMENTO STERRATO UNFINISHED FLOOR
	DIAMETRO FORO MOZZO BORE DIAMETER		LUNGHEZZA CODOLO STEM LENGTH		PAVIMENTO GRIGLIATO METAL GRID FLOOR
			DISASSAMENTO OFFSET		PAVIMENTO CON TRUCIOLI FLOOR WITH SWARF



CARATTERISTICHE TECNICHE

- Temperatura di utilizzo: da -20°C a +60°C.
- Durezza anello: 85 ± 4 Shore A.
- Velocità massima di lavoro: 4 Km/h.
- Impiego orientativo: Carrelli a traslazione manuale per carichi medi.
- Temono il contatto con grassi, olii, idrocarburi, solventi clorurati ed aromatici.

STRUTTURA

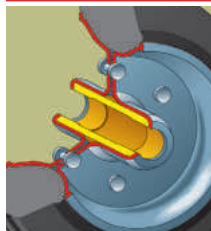

- Anello in gomma piena a profilo trapezoidale nero.
- Nucleo portante costituito da due dischi rivettati in lamiera stampata e zincata.

TECHNICAL SPECIFICATIONS

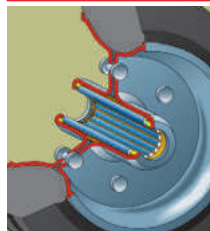
- Ambient temperatures: between -20 and +60°C.
- Rubber tyre hardness: 85 ± 4 Shore A.
- Maximum speed: 4 Km/h.
- Applications: Hand trolleys for medium loads.
- Contact should be avoided with Grease, Oils, Hydrocarbons, Chloride & Aromatic solvents.

STRUCTURE

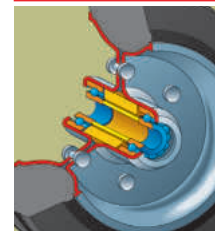
- Black solid rubber tyre with trapezoidal profile
- Wheel centre formed from two zinc plated pressed steel discs riveted together.



Mozzo con boccola in Poliammide.
Hub with plain bearing



Mozzo con cuscinetto a rullini.
Hub with roller bearing



Mozzo con cuscinetti a sfere.
Hub with ball bearings

mm	Type	mm	mm	Type	mm	mm	Type	mm	mm	mm	DaN
80	EBS	12	39	ERS	12	39	ECS	8	32	25	50
100	EBS	12	39	ERS	12	39	ECS	8	32	30	70
125	EBS	15	44	ERS	15	44	ECS	12	36	37,5	110
140	EBS	15	44	ERS	15	44	ECS	12	36	37,5	140
150L	EBS	15	44	ERS	15	44	ECS	12	36	37,5	140
150	EBS	20	45	ERS	20	45	ECS	17	38	40	150
160	EBS	20	45	ERS	20	45	ECS	17	38	40	160
180	EBS	20	58	ERS	20	58	ECS	17	49	45	180
200	EBS	20	58	ERS ERS/F25	20 25	58 49	ECS	17	49	50	220
225	EBS	20	58	ERS	20	58	ECS	17	49	50	225
250	EBS	25	77,5	ERS	25	78,5	ECS	25	73	60	300
280	EBS	25	77,5	ERS	25	78,5	ECS	25	73	70	350

A RICHIESTA • OPTIONS



Anello in gomma grigia antitraccia a profilo trapezoidale nelle versioni mozzo con cuscinetto a rullini e cuscinetto a sfere.

Non marking grey tyre available with roller or ball bearing hub.

EUROPA - E line



EPBS



EPRS



EPCS



Supporto rotante a piastra in lamiera stampata e zincata con gruppo rotante realizzato con doppia corona di sfere.

Zinc plated, pressed steel, swivel housing, plate fitting, with double ball race



mm	Type	mm	mm	DaN	mm	mm	mm x mm	mm x mm	mm	mm x mm	mm	mm	
80	EPBS	EPRS	EPCS	50	108	32	100x80	80x60	9	40x8	.../2	116	-
100	EPBS	EPRS	EPCS	70	127	32	100x80	80x60	9	40x8	.../2	116	-
125L	EPBS	EPRS	EPCS	100	155	39	100x80	80x60	9	44x8	.../2	124	-
125	EPBS	EPRS	EPCS	110	159	47	117x85	80x60	9	44x8	.../2	130	-
140	EPBS	EPRS	EPCS	140	179	47	117x85	80x60	9	44x8	.../2	128	-
150S	EPBS	EPRS	EPCS	140	184	47	117x85	80x60	9	44x8	.../2	129	-
150	EPBS	EPRS	EPCS	150	186	47	133x106	105x80	11	48x10	.../2	144	-
160	EPBS	EPRS	EPCS	160	191	47	133x106	105x80	11	48x10	.../2	144	-
160P	EPBS	EPRS	EPCS	160	208	56	132x110	105x80	11	60x12	.../2	156	-
180	EPBS	EPRS	EPCS	180	218	56	132x110	105x80	11	60x12	.../2	156	-
200	EPBS	EPRS	EPCS	220	240	56	132x110	105x80	11	60x12	.../2	158	-
225	EPBS	EPRS	EPCS	225	252	56	132x110	105x80	11	60x12	-	-	-
250	EPBS	EPRS	EPCS	300	310	80	186x170	140x105	14	79x18	.../2	-	134
280	EPBS	EPRS	EPCS	350	325	80	186x170	140x105	14	79x18	.../2	-	133

VARIANTI • OPTIONS



/1

Con dischi parafilo
(escluso 160P)
Theadguards
(except for 160P)



/2

Con freno totale
Total stop brake





EPBSX **EPRSX** **EPCSX**



Supporto rotante tipo "X LINE" a piastra in lamiera stampata e zincata con gruppo rotante realizzato con doppia corona di sfere.

Zinc plated, pressed steel, "X LINE" swivel housing, plate fitting, with double ball race.



mm	Type	mm	mm	DaN	mm	mm	mm x mm	mm x mm	mm	mm x mm	mm	mm
80	EPBSX	EPRSX	EPCSX	50	108	32	95x80	80x60	9	40x8	.../2	110
100	EPBSX	EPRSX	EPCSX	70	127	32	95x80	80x60	9	40x8	.../2	110
125L	EPBSX	EPRSX	EPCSX	100	155	32	95x80	80x60	9	44x8	.../2	113
150LL	EPBSX	EPRSX	EPCSX	140	183	35	100x80	80x60	9	44x8	.../2	115
150P	EPBSX	EPRSX	EPCSX	150	192	52	129x106	105x80	11	60x12	.../2	150
160P	EPBSX	EPRSX	EPCSX	160	197	52	129x106	105x80	11	60x12	.../2	150
180	EPBSX	EPRSX	EPCSX	180	230	48	129x106	105x80	11	60x12	.../2	150
200	EPBSX	EPRSX	EPCSX	220	240	48	129x106	105x80	11	60x12	.../2	150

VARIANTI • OPTIONS



/1

Con dischi parafile (escluso 150P e 160P)
Theadguards (except for 150P and 160P)



/2

Con freno totale
Total stop brake



EUROPA - E line



EOBS



EORS














EOCS



Supporto rotante a foro passante in lamiera stampata e zincata con gruppo rotante realizzato con doppia corona di sfere

Zinc plated, pressed steel, swivel housing
Bolt hole fitting, with double ball race



										
mm	Type	mm	mm	DaN	mm	mm	mm x mm	mm x mm	mm x mm	mm
80	EOBS	EORS	EOCS	50	108	32	12	65	40x8	.../2 116
100	EOBS	EORS	EOCS	70	127	32	12	65	40x8	.../2 116
125L	EOBS	EORS	EOCS	100	155	39	12	65	44x8	.../2 124
125	EOBS	EORS	EOCS	110	157	47	12	73	44x8	.../2 130
140	EOBS	EORS	EOCS	140	179	47	12	73	44x8	.../2 128
150	EOBS	EORS	EOCS	150	186	47	12	80	48x10	.../2 144
160	EOBS	EORS	EOCS	160	191	47	12	80	48x10	.../2 144
160P	EOBS	EORS	EOCS	160	208	56	12	93	60x12	.../2 156
180	EOBS	EORS	EOCS	180	218	56	12	93	60x12	.../2 156
200	EOBS	EORS	EOCS	200	240	56	12	93	60x12	.../2 158

VARIANTI • OPTIONS



/1

Con dischi parafilo
(escluso 160P)
Theadguards
(except for 160P)



/2

Con freno totale
Total stop brake





EOBSX **EORSX** **EOCSX**



Supporto rotante tipo "X LINE" a foro passante in lamiera stampata e zincata con gruppo rotante realizzato con doppia corona di sfere.

Zinc plated, pressed steel, "X LINE" swivel housing Bolt hole fitting, with double ball race.



mm	Type	mm	mm	DaN	mm	mm	mm x mm	mm x mm	mm x mm	mm	
80	EOBSX	EORSX	EOCSX	50	108	32	12	64	40x8	.../2	110
100	EOBSX	EORSX	EOCSX	70	127	32	12	64	40x8	.../2	110
125L	EOBSX	EORSX	EOCSX	100	155	32	12	64	44x8	.../2	113
150LL	EOBSX	EORSX	EOCSX	140	183	35	12	65	44x8	.../2	115
150P	EOBSX	EORSX	EOCSX	150	192	52	16	95	60x12	.../2	150
160P	EOBSX	EORSX	EOCSX	160	197	52	16	95	60x12	.../2	150
180	EOBSX	EORSX	EOCSX	180	230	48	16	95	60x12	.../2	150
200	EOBSX	EORSX	EOCSX	200	240	48	16	95	60x12	.../2	150

VARIANTI • OPTIONS



/1

Con dischi parafilo
(escluso 150P e 160P)
Theadguards
(except for 150P and 160P)



/2

Con freno totale
Total stop brake



EUROPA - E line



ECBS



ECRS



ECCS



Supporto rotante a codolo in lamiera stampata e zincata con gruppo rotante realizzato con doppia corona di sfere

Zinc plated, pressed steel, swivel housing
Solid stem fitting, with double ball race



mm	Type	mm	mm	DaN	mm	mm	mm x mm	mm x mm	mm	mm x mm	mm	mm	
80	ECBS	ECRS	ECCS	50	108	32	20	45	65	40x8	.../2	116	-
100	ECBS	ECRS	ECCS	70	127	32	20	45	65	40x8	.../2	116	-
125	ECBS	ECRS	ECCS	110	157	47	22	55	73	44x8	.../2	130	-
140	ECBS	ECRS	ECCS	140	179	47	22	55	73	44x8	.../2	128	-
150	ECBS	ECRS	ECCS	150	186	47	22	55	80	48x10	.../2	144	-
160	ECBS	ECRS	ECCS	160	191	47	22	55	80	48x10	.../2	144	-
180	ECBS	ECRS	ECCS	180	218	56	26	65	93	60x12	.../2	156	-
200	ECBS	ECRS	ECCS	200	240	56	26	65	93	60x12	.../2	158	-
225	ECBS	ECRS	ECCS	200	252	56	26	65	93	60x12	-	-	-
250	ECBS	ECRS	ECCS	300	310	80	35	75	123	79x18	.../2	-	134
280	ECBS	ECRS	ECCS	350	325	80	35	75	123	79x18	.../2	-	133

VARIANTI • OPTIONS



/1

Con dischi parafilo
Theadguards



/2

Con freno totale
Total stop brake





EFBS



EFRS













EFCS



Supporto fisso in lamiera stampata e zincata.

Zinc plated pressed steel fixed housing.

									
mm	Type	mm	mm	DaN	mm	mm	mm x mm	mm x mm	mm
80	EFBS	EFRS	EFCS	50	108	102 x 84	80 x 60	9	40x8
100	EFBS	EFRS	EFCS	70	127	102 x 84	80 x 60	9	40x8
125L	EFBS	EFRS	EFCS	100	155	100 x 84	80 x 60	9	44x8
125	EFBS	EFRS	EFCS	110	159	116 x 84	80 x 60	9	44x8
140	EFBS	EFRS	EFCS	140	179	116 x 84	80 x 60	9	44x8
150LL	EFBSX	EFRSX	EFCSX	140	183	100 x 84	80 x 60	9	44x8
150S	EFBS	EFRS	EFCS	140	184	116 x 84	80 x 60	9	44x8
150	EFBS	EFRS	EFCS	150	186	135 x 110	105 x 80	11	48x10
150PX	EFBSX	EFRSX	EFCSX	140	192	135 x 110	105 x 80	11	60x12
160	EFBS	EFRS	EFCS	160	191	135 x 110	105 x 80	11	48x10
160P	EFBS	EFRS	EFCS	160	208	135 x 110	105 x 80	11	60x12
160PX	EFBSX	EFRSX	EFCSX	160	197	135 x 110	105 x 80	11	60x12
180	EFBS	EFRS	EFCS	180	218	135 x 110	105 x 80	11	60x12
180X	EFBSX	EFRSX	EFCSX	180	230	135 x 110	105 x 80	11	60x12
200	EFBS	EFRS	EFCS	220	240	135 x 110	105 x 80	11	60x12
225	EFBS	EFRS	EFCS	225	252	135 x 110	105 x 80	11	60x12
250	EFBS	EFRS	EFCS	300	310	175 x 145	140 x 105	14	79x18
280	EFBS	EFRS	EFCS	350	325	175 x 145	140 x 105	14	79x18

VARIANTI • OPTIONS



/1

Con dischi parafilo
(escluso 150P e 160P)

Theadguards
(except for 150P and 160P)



CONDUTTIVA

Ruota con nucleo e supporto in lamiera stampata e zincata, mozzo con cuscinetti a sfere, anello in elastomero nero ad alta conducibilità elettrica ($R \leq 10^4 \Omega$) a profilo trapezoidale.

Per indicare la versione conduttiva aggiungere alla sigla base il suffisso .../5







CONDUCTIVE

Zinc plated, pressed steel housing, Black, high conductivity ($R \leq 10^4 \Omega$), elastomer rubber tyre on steel wheel centre with ball bearings.

To indicate "Conductive" castors add .../5










ECS/5




					
mm	DaN	mm	mm	mm	mm
80	50	39	25	8,5	ECS
100	70	39	30	8,5	ECS
125	110	44	37,5	8,5	ECS
200	220	49	50	17	ECS

EPCSX/5












								
mm	DaN	mm	mm	mmxmm	mmxmm	mm	mmxmm	mm
80	50	108	32	95x80	80x60	9	40x8	110
100	70	127	32	95x80	80x60	9	40x8	110
125L	100	155	32	95x80	80x60	9	44x8	113
200	220	240	48	129x106	105x80	11	60x12	150

EPCSX/2/5



EOCSX/5










								
mm	DaN	mm	mm	mm	mm	mmxmm	mm	mm
80	50	108	32	12	64	40x8	110	
100	70	127	32	12	64	40x8	110	
125L	100	155	32	12	64	40x8	113	
200	200	240	48	16	95	60x12	150	

EOCSX/2/5



EFCSX/5



						
mm	DaN	mm	mm x mm	mm x mm	mm	mm x mm
80	50	108	100x84	80x60	9	40x8
100	70	127	100x84	80x60	9	40x8
125L	100	155	100x84	80x60	9	44x8
200	220	240	135x110	105x80	11	60x12

VARIANTI • OPTIONS



/2/5

Con freno totale
Total stop brake



Su richiesta si possono fornire altri diametri della serie
Other sizes available upon request



CARATTERISTICHE TECNICHE

- Temperatura di utilizzo da -10°C a +50°C.
- Durezza anello 85 ± 4 Shore A.
- Velocità massima di lavoro 4 Km/h.
- Impiego orientativo: Carrelli a traslazione manuale per carichi leggeri.
- Temono il contatto con grassi, olii, idrocarburi, solventi clorurati ed aromatici.

STRUTTURA


- Anello in gomma piena a profilo trapezoidale nero.
- Nucleo portante in polimero termoplastico.

TECHNICAL SPECIFICATIONS

- Ambient temperatures between -10 and +50°C.
- Rubber tyre hardness 85 ± 4 Shore A.
- Maximum speed 4 Km/h.
- Applications: Hand trolleys for light loads.
- Contact should be avoided with Grease, Oils, Hydrocarbons, Chloride & Aromatic solvents.

STRUCTURE

- Black solid rubber tyre with trapezoidal profile
- Black thermoplastic polymer wheel centre.



Mozzo con foro passante.

Hub with plain bearing.

mm	Type	mm	mm	mm	DaN
80	SC	12	39	25	50
100	SC	12	39	30	70
125	SC	15	44	37,5	100
140	SC	15	44	37,5	130
150L	SC	15	44	37,5	130
150	SC	20	45	40	140
160	SC	20	45	40	150
180	SC	20	58	45	170
200	SC	20	58	50	205
250	SC	25	78	60	240

A RICHIESTA • OPTIONS



Anello in gomma grigia antitraccia a profilo trapezoidale.

Non marking grey rubber tyre.

STANDARD - E line

SCP



Supporto rotante a piastra in lamiera stampata e zincata con gruppo rotante realizzato con doppia corona di sfere.

Zinc plated, pressed steel, swivel housing, plate fitting, with double ball race



mm	Type	DaN	mm	mm	mm x mm	mm x mm	mm	mm x mm		mm	mm
80	SCP	50	108	32	100x80	80x60	9	40x8	.../2	116	-
100	SCP	70	127	32	100x80	80x60	9	40x8	.../2	116	-
125L	SCP	100	155	39	100x80	80x60	9	44x8	.../2	124	-
125	SCP	100	159	47	117x85	80x60	9	44x8	.../2	130	-
140	SCP	130	179	47	117x85	80x60	9	44x8	.../2	128	-
150S	SCP	130	184	47	117x85	80x60	9	44x8	.../2	129	-
150	SCP	140	186	47	133x106	105x80	11	48x10	.../2	144	-
160	SCP	150	191	47	133x106	105x80	11	48x10	.../2	144	-
160P	SCP	150	208	56	132x110	105x80	11	60x12	.../2	156	-
180	SCP	170	218	56	132x110	105x80	11	60x12	.../2	156	-
200	SCP	205	240	56	132x110	105x80	11	60x12	.../2	158	-
250	SCP	240	310	80	186x170	140x105	14	79x18	.../2	-	134

VARIANTI • OPTIONS



/1

Con dischi parafilo (escluso 160P)
Theadguards (except for 160P)



/2

Con freno totale
Total stop brake





SCPX



Supporto rotante tipo "X LINE" a piastra in lamiera stampata e zincata con gruppo rotante realizzato con doppia corona di sfere

Zinc plated, pressed steel, "X LINE" swivel housing, plate fitting, with double ball race



mm	Type	DaN	mm	mm	mm x mm	mm x mm	mm	mm x mm	mm	mm
80	SCPX	50	108	32	95x80	80x60	9	40x8	.../2	110
100	SCPX	70	127	32	95x80	80x60	9	40x8	.../2	110
125L	SCPX	100	155	32	95x80	80x60	9	44x8	.../2	113
150LL	SCPX	130	183	35	100x80	80x60	9	44x8	.../2	115
150P	SCPX	140	192	52	129x106	105x80	11	60x12	.../2	150
160P	SCPX	150	197	52	129x106	105x80	11	60x12	.../2	150
180	SCPX	170	230	48	129x106	105x80	11	60x12	.../2	150
200	SCPX	205	240	48	129x106	105x80	11	60x12	.../2	150

VARIANTI • OPTIONS



/1

Con dischi parafilo (escluso 150P e 160P)
Theadguards (except for 150P and 160P)



/2

Con freno totale
Total stop brake



/8

Su richiesta:

Solo per serie X line disponibile con ruota gomma sintetica grigia con nucleo grigio

Options:

Wheels available with grey synthetic rubber tyre on light grey plastic wheel centre, for X-Line only

STANDARD - E line



SCO



Supporto rotante a foro passante in lamiera stampata e zincata con gruppo rotante realizzato con doppia corona di sfere.

Zinc plated, pressed steel, swivel housing, Bolt hole fitting, with double ball race.



mm	Type	DaN	mm	mm	mm	mm	mm x mm	mm
80	SCO	50	108	32	12	65	40x8	.../2 116
100	SCO	70	127	32	12	65	40x8	.../2 116
125L	SCO	100	155	39	12	65	44x8	.../2 124
125	SCO	100	157	47	12	73	44x8	.../2 130
140	SCO	130	179	47	12	73	44x8	.../2 128
150	SCO	140	186	47	12	80	48x10	.../2 144
160	SCO	150	191	47	12	80	48x10	.../2 144
160P	SCO	150	208	56	12	93	60x12	.../2 156
180	SCO	170	218	56	12	93	60x12	.../2 156
200	SCO	200	240	56	12	93	60x12	.../2 158

VARIANTI • OPTIONS



/1

Con dischi parafilo (escluso 160P)
Theadguards (except for 160P)



/2

Con freno totale
Total stop brake





SCOX



Supporto rotante tipo "X LINE" a foro passante in lamiera stampata e zincata con gruppo rotante realizzato con doppia corona di sfere.

Zinc plated, pressed steel, "X LINE" swivel housing, bolt hole fitting, with double ball race.



mm	Type	DaN	mm	mm	mm	mm	mm x mm	mm
80	SCOX	50	108	32	12	64	40x8	.../2 110
100	SCOX	70	127	32	12	64	40x8	.../2 110
125L	SCOX	100	155	32	12	64	44x8	.../2 113
150LL	SCOX	130	183	35	12	65	44x8	.../2 115
150P	SCOX	140	192	52	16	95	60x12	.../2 150
160P	SCOX	150	197	52	16	95	60x12	.../2 150
180	SCOX	170	230	48	16	95	60x12	.../2 150
200	SCOX	205	240	48	16	95	60x12	.../2 150

VARIANTI • OPTIONS



/1

Con dischi parafile (escluso 150P e 160P)
Theadguards (except for 150P and 160P)



/2

Con freno totale
Total stop brake



/8

Su richiesta:
Solo per serie X line disponibile con ruota gomma sintetica grigia con nucleo grigio

Options:
Wheels available with grey synthetic rubber tyre on light grey plastic wheel centre, for X-Line only

STANDARD - E line















SCC



Supporto rotante a codolo in lamiera stampata e zincata con gruppo rotante realizzato con doppia corona di sfere

Zinc plated, pressed steel, swivel housing, solid stem fitting, with double ball race



											
mm	Type	DaN	mm	mm	mm x mm	mm x mm	mm	mm	mm x mm	mm	mm
80	SCC	50	108	32	20	45	65	40x8	.../2	116	-
100	SCC	70	127	32	20	45	65	40x8	.../2	116	-
125	SCC	100	157	47	22	55	73	44x8	.../2	130	-
140	SCC	130	179	47	22	55	73	44x8	.../2	128	-
150	SCC	140	186	47	22	55	80	48x10	.../2	144	-
160	SCC	150	191	47	22	55	80	48x10	.../2	144	-
180	SCC	170	218	56	26	65	93	60x12	.../2	156	-
200	SCC	200	240	56	26	65	93	60x12	.../2	158	-
250	SCC	240	310	80	35	75	123	79x18	.../2	-	134

VARIANTI • OPTIONS



/1

Con dischi parafilo
Theadguards



/2

Con freno totale
Total stop brake













SCF
II

Supporto fisso in lamiera stampata e zincata.

Zinc plated pressed steel fixed housing.

							
mm	Type	DaN	mm	mm	mm x mm	mm x mm	mm
80	SCF	50	108	102 x 84	80 x 60	9	40x8
100	SCF	70	127	102 x 84	80 x 60	9	40x8
125L	SCF	100	155	100 x 84	80 x 60	9	44x8
125	SCF	100	159	116 x 84	80 x 60	9	44x8
140	SCF	130	179	116 x 84	80 x 60	9	44x8
150LL	SCFX	130	184	100 x 84	80 x 60	9	44x8
150S	SCF	130	184	116 x 84	80 x 60	9	44x8
150	SCF	140	186	135 x 110	105 x 80	11	48x10
150PX	SCFX	140	192	135 x 110	105 x 80	11	60x12
160	SCF	150	191	135 x 110	105 x 80	11	48x10
160P	SCF	150	208	135 x 110	105 x 80	11	60x12
160PX	SCFX	150	197	135 x 110	105 x 80	11	60x12
180	SCF	170	218	135 x 110	105 x 80	11	60x12
180X	SCFX	170	230	135 x 110	105 x 80	11	60x12
200	SCF	205	240	135 x 110	105 x 80	11	60x12
250	SCF	240	310	175 x 145	140 x 105	14	79x18

VARIANTI • OPTIONS



/1

Con dischi parafilo (escluso 150P e 160P)
Theadguards (except for 150P and 160P)



/8

Su richiesta:

Solo per serie X line disponibile con ruota gomma sintetica grigia con nucleo grigio

Options:

Wheels available with grey synthetic rubber tyre on light grey plastic wheel centre, for X-Line only


APPLICAZIONI SPECIALI - SPECIAL APPLICATIONS

SUPPORTO A STELLA PER SCALE - STAR HOUSING FOR STAIRCLIMBER - EUROPA & STANDARD



Supporto a stella in lamiera stampata e zincata con mozzo centrale con cuscinetto a rullini.(MR) o con boccia in poliammide (MB)

Zinc plated, pressed steel stairclimber housing with central plain polyamide (MB), or roller (MR) bearing hub.



mm	Type	Type	DaN	mm	Type	Type	mm	mm	mm	mm x mm
150L	S/EBS	S/ERS	140	20	MB	MR	58	127	179	45X10
150	S/EBS	S/ERS	140	20	MB	MR	58	127	179	45X10
160	S/EBS	S/ERS	150	20	MB	MR	58	132	184	45X10
150	S/SC	-	140	20	MB	MR	58	127	179	45X10
160	S/SC	-	150	20	MB	MR	58	132	184	45X10

Avvertenza: Occorre verificare che dimensioni e forma del gradino siano compatibili con dimensioni e forma del supporto a stella.
Please Note: Ensure the dimensions of the stairclimber are compatible with the size and shape of the stairs.

CODOLO LUNGO - LONG STEM - EUROPA



ECBS



Supporto rotante con codolo tubolare lungo in lamiera stampata e zincata con gruppo rotante realizzato con doppia corona di sfere.

Zinc plated pressed steel housing with special long Tubular stem. Double ball race.



mm	Type	DaN	mm	mm	mm x mm	mm x mm	mm	mm x mm	mm
200	ECBS	200	240	56	40	195	93	60x12	158

HR - ELASTIC



CARATTERISTICHE TECNICHE

- Rivestimento in gomma termoplastica di colore grigio scuro con durezza 70 ± 3 Shore A.
- Velocità massima di impiego 4 Km/h
- Temono il contatto con idrocarburi, solventi clorurati ed aromatici
- Temperatura di utilizzo da -10°C a $+50^{\circ}\text{C}$

STRUTTURA

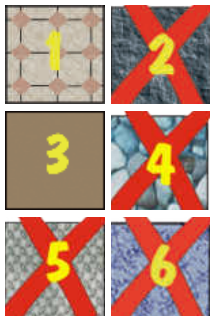
- Nucleo in polimero termoplastico grigio chiaro.
- Volenza su cuscinetto a rulli.

TECHNICAL SPECIFICATIONS

- Dark grey thermoplastic tyre with 70 ± 3 Shore A hardness.
- Maximum speed 4 Km/h.
- Contact should be avoided with Hydrocarbons, Chloride & Aromatic solvents.
- Temperature : -10°C to $+50^{\circ}\text{C}$

STRUCTURE

- Light grey thermoplastic polymer hub
- Hub with roller bearing



HR



Mozzo con cuscinetto a rullini
Hub with roller bearing



HR/4










Mozzo con cuscinetto a rullini in acciaio **INOX**.
Hub with **STAINLESS STEEL** roller bearing



HSC



Mozzo con cuscinetti a sfere.
Hub with ball bearings

						
mm	Type	Type	mm	mm	mm	DaN
100	HR	HR/4	12	40	32	100
125	HR	HR/4	15	45	38	120
160	HR	HR/4	20	58	48	220
200	HR	HR/4	20	58	50	230

A RICHIESTA • OPTIONS



Versione HSC disponibile **solo con parafili** in polimero termoplastico grigio montati

HSC version **only available with grey thermoplastic polymer theadguards** mounted

HR - ELASTIC - X line



HRPX



Supporto rotante a piastra in lamiera stampata e zincata con gruppo rotante realizzato con doppia corona di sfere.

Zinc plated, pressed steel, swivel housing, plate fitting, with double ball race.



mm	Type	DaN	mm	mm	mm x mm	mm x mm	mm	mm x mm	mm	mm	
100	HRPX	100	127	32	95x80	80x60	9	40x8	.../2	110	-
125L	HRPX	120	155	32	95x80	80x60	9	44x8	.../2	113	-
160P	HRPX	220	197	52	129x106	105x80	11	60x12	.../2	150	-
200	HRPX	230	240	48	129x106	105x80	11	60x12	.../2	150	-



HRFX



Supporto fisso in lamiera stampata e zincata.

Zinc plated pressed steel fixed housing



mm	Type	DaN	mm	mm	mm x mm	mm x mm	mm
100	HRFX	100	127	102 x 84	80 x 60	9	40x8
125L	HRFX	120	155	100 x 84	80 x 60	9	44x8
160P	HRFX	220	197	135 x 110	105 x 80	11	60x12
200	HRFX	230	240	135 x 110	105 x 80	11	60x12

VARIANTI • OPTIONS



Supporto rotante a foro passante

Bolt hole fitting




Ø 100-125L= 12 mm
Ø 160-200= 16 mm

KR - BLUE ELASTIC










- Anello in gomma superelastica blu, antitraccia, durezza 70±3 Sh.A.
- Nucleo in poliammide 6.
- Volenza su cuscinetto a rulli.
Temperatura d'impiego: da -20°C a +50°C.
- Velocità massima d'impiego: 4 Km/h.

- Blue non-marking elastic rubber tyres, hardness 70±3 Sh.A.
- Polyamide 6 wheel centre.
- Hub with roller bearing.
- Temperature: -20°C to +50°C.
- Maximum speed: 4 Km/h.




Cuscinetto a rullini.

Roller bearing.

 mm	 Type	 Type	 mm	 mm	 mm	 DaN
80	KR	KR/4	12	40	36	150
100	KR	KR/4	12	40	36	175
125	KR	KR/4	15	45	36	200
150P	KR	KR/4	20	59	48	260
160P	KR	KR/4	20	59	48	350
200	KR	KR/4	20	59	48	400

A RICHIESTA • OPTIONS



Mozzo con doppio cuscinetto a sfere nei diametri 100-125 esclusa versione inox

Hub with double ball bearing in the diameters 100-125 excluding the stainless steel version

KR - BLUE ELASTIC - E line













KRP



Supporto rotante a piastra in lamiera stampata e zincata con gruppo rotante realizzato con doppia corona di sfere.

Zinc plated, pressed steel, swivel housing, plate fitting, with double ball race



									
mm	Type	DaN	mm	mm	mm x mm	mm x mm	mm	mm x mm	mm
80	KRP	150	108	32	100x80	80x60	9	40x8	.../2 116
100	KRP	175	127	32	100x80	80x60	9	40x8	.../2 116
125L	KRP	175	155	39	100x80	80x60	9	44x8	.../2 124
125	KRP	200	159	47	117x85	80x60	9	44x8	.../2 130
150P	KRP	260	203	56	132x110	105x80	11	60x12	.../2 130
160P	KRP	300	208	56	132x110	105x80	11	60x12	.../2 156
200	KRP	350	240	56	132x110	105x80	11	60x12	.../2 158

VARIANTI • OPTIONS



Supporto rotante a foro passante.
Bolt hole fitting.



KR - BLUE ELASTIC - E line











KRF



Supporto fisso in lamiera stampata e zincata.

Zinc plated pressed steel fixed housing.

							
mm	Type	DaN	mm	mm	mm x mm	mm x mm	mm
80	KRF	150	108	102x84	80x60	9	40x8
100	KRF	175	127	102x84	80x60	9	40x8
125L	KRF	175	155	100x84	80x60	9	44x8
125	KRF	200	159	116x84	80x60	9	44x8
150P	KRF	260	203	135x110	105x80	11	60x12
160P	KRF	300	208	135x110	105x80	11	60x12
200	KRF	350	240	135x110	105x80	11	60x12


ELC- ELASTIK



ELC



- Anello in gomma elastica vulcanizzata, durezza 70±3 Sh.A.
- Elastic rubber tyre, hardness 70±3 Sh.A.
- Nucleo in lega di alluminio pressofuso, greccato.
- Aluminum centre moulded spokes.
- Temperatura d'impiego: da -20°C a +50°C.
- Temperature: 20°C to +50°C.
- Velocità massima d'impiego: 4 Km/h.
- Maximum speed: 4 Km/h.









ELC



Mozzo con cuscinetti a sfere.

Hub with ball bearings

 mm	 Type	 mm	 mm	 mm	 DaN
125	ELC	12	44	38	150
160	ELC	20	60	50	350
180	ELC	20	60	50	450
200	ELC	20	60	50	450

ELC ELASTIK - MP



MP-ELCP



Supporto pesante rotante a piastra in lamiera di grosso spessore stampata e zincata con gruppo rotante realizzato con doppia corona di sfere assemblato e rivettato in testa.

Dado autobloccante al mozzo.

Heavy duty, zinc plated, pressed steel swivel housing with double ball race crown, assembled with a rivet. Axle assembled with a self locking nut.



mm	Type	DaN	mm	mm	mm x mm	mm x mm	mm	mm x mm	mm	
125X38	MP-ELCP	150	157	53	100x84	80x60	9	50x8	.../2F	128
160X50	MP-ELCP	350	200	62	132x110	105x80	12	60x12	.../2F	158
180X50	MP-ELCP	450	232	61	132x110	105x80	12	60x12	.../2F	158
200X50	MP-ELCP	450	242	61	132x110	105x80	12	60x12	.../2F	158



MP-ELCF



Supporto fisso in lamiera stampata e zincata. Dado autobloccante al mozzo

Heavy duty, zinc plated pressed steel fixed housing. Axle assembled with a self locking nut.

mm	Type	DaN	mm	mm	mm x mm	mm x mm	mm
125	MP-ELCF	150	157	100x88	80x60	9	50x8
160	MP-ELCF	350	200	134x114	105x80	12	60x12
180	MP-ELCF	450	232	134x114	105x80	12	60x12
200	MP-ELCF	450	242	134x114	105x80	12	60x12

VARIANTI • OPTIONS



/2F Con freno totale anteriore
Front total stop brake



INOX - STAINLESS STEEL

Supporti per ambienti corrosivi in lamiera stampata di acciaio INOX, gruppo rotante realizzato con doppia corona di sfere. Per indicare la versione INOX aggiungere alla sigla base il suffisso .../4

Stainless steel, rust resistant, pressed swivel housings, with double ball race. To indicate "Stainless steel" castors add .../4



Inox impiegato - Stainless steel Grade

LAMIERA SHEET MATERIAL	MOLLA FRENO BRAKE SPRING	BUSSOLA MOZZO AXLE TUBE	SFERE BALL BEARINGS	PERNETTERIA RIVETS	BULLONERIA BOLTS & NUTS
AISI 304	AISI 301	AISI 304	AISI 420	AISI 305 o X6CrNiCu 18 10 4	Gruppo A2



SUPPORTO ROTANTE TIPO "X LINE" A PIASTRA.
"X LINE" SWIVEL HOUSING, PLATE FITTING.

SUPPORTO ROTANTE TIPO "E LINE" A PIASTRA.
"E LINE" SWIVEL HOUSING, PLATE FITTING.

	X Line	E Line									
mm	Type	Type	DaN	mm	mm	mm x mm	mm x mm	mm	mm x mm	mm	mm
80	SCPX/4	-	50	108	32	95x80	80x60	9	40x8	.../2	110
100	SCPX/4	-	70	127	32	95x80	80x60	9	40x8	.../2	110
125L	SCPX/4	-	100	155	32	95x80	80x60	9	44x8	.../2	113
125	-	SCP/4	100	159	47	117x85	80x60	9	44x8	.../2	130
140	-	SCP/4	130	179	47	117x85	80x60	9	44x8	.../2	128
150LL	SCPX/4	-	130	183	35	100x80	80x60	9	44x8	.../2	115
150P	SCPX/4	-	140	192	52	129x106	105x80	11	60x12	.../2	150
150	-	SCP/4	140	186	47	133x106	105x80	11	48x10	.../2	144
160	-	SCP/4	150	191	47	133x106	105x80	11	48x10	.../2	144
160P	SCPX/4	-	150	197	52	129x106	105x80	11	60x12	.../2	150
180	SCPX/4	-	170	230	48	129x106	105x80	11	60x12	.../2	150
200	SCPX/4	-	205	240	48	129x106	105x80	11	60x12	.../2	150

VARIANTI • OPTIONS

<p>1/2/4</p> <p>Con freno totale Total stop brake</p> <p> SCPX X Line</p>	<p>1/2/4</p> <p>Con freno totale Total stop brake</p> <p> SCP E Line</p>	<p>Su richiesta: Anello in gomma nera a profilo trapezoidale.</p> <p>Options: Black solid rubber tyre with trapezoidal profile</p>
--	---	--

STANDARD - INOX - STAINLESS STEEL

SCOX/4



SCOX/2/4



SCO/4



SCO/2/4



SUPPORTO ROTANTE TIPO "X LINE" A PIASTRA.
"X LINE" SWIVEL HOUSING, PLATE FITTING.

SUPPORTO ROTANTE TIPO "E LINE" A PIASTRA.
"E LINE" SWIVEL HOUSING, PLATE FITTING.

X Line

E Line



mm	Type	Type	DaN	mm	mm	mm	mm	mm x mm	mm
80	SCOX/4	-	50	108	32	12	64	40x8	.../2 110
100	SCOX/4	-	70	127	32	12	64	40x8	.../2 110
125L	SCOX/4	-	100	155	32	12	64	44x8	.../2 113
125	-	SCO/4	100	157	47	12	73	44x8	.../2 130
140	-	SCO/4	130	179	47	12	73	44x8	.../2 128
150LL	SCOX/4	-	130	183	35	12	65	44x8	.../2 115
150P	SCOX/4	-	140	192	52	16	95	60x12	.../2 150
150	-	SCO/4	140	186	47	12	80	48x10	.../2 144
160	-	SCO/4	150	191	47	12	80	48x10	.../2 144
160P	SCOX/4	-	150	197	52	16	95	60x12	.../2 150
180	SCOX/4	-	170	230	48	16	95	60x12	.../2 150
200	SCOX/4	-	205	240	48	16	95	60x12	.../2 150

VARIANTI • OPTIONS



12/4

Con freno totale
Total stop brake



SCOX

X Line



12/4

Con freno totale
Total stop brake



SCO

E Line

Su richiesta:
Anello in gomma nera a profilo trapezoidale.

Options:
Black solid rubber tyre with trapezoidal profile

STANDARD - INOX - STAINLESS STEEL











SCF/4



Supporto fisso di acciaio inossidabile.

Stainless steel fixed housing.

							
mm	Type	DaN	mm	mm	mm x mm	mm x mm	mm
80	SCF/4	50	108	101 x 84	80 x 60	9	40x8
100	SCF/4	70	127	101 x 84	80 x 60	9	40x8
125L	SCF/4	100	155	100 x 84	80 x 60	9	44x8
125	SCF/4	100	159	116 x 84	80 x 60	9	44x8
140	SCF/4	130	179	116 x 84	80 x 60	9	44x8
150LL	SCFX/4	130	183	100 x 84	80 x 60	9	44x8
150	SCF/4	140	186	135 x 110	105 x 80	11	48x10
150PX	SCFX/4	140	192	135 x 110	105 x 80	11	60x12
160	SCF/4	150	191	135 x 110	105 x 80	11	48x10
160PX	SCFX/4	150	197	135 x 110	105 x 80	11	60x12
180X	SCFX/4	170	230	135 x 110	105 x 80	11	60x12
200	SCF/4	205	240	135 x 110	105 x 80	11	60x12

HR/4 - ELASTIC - X line - INOX - STAINLESS STEEL



HRPX



Supporto rotante a piastra in lamiera d'acciaio inossidabile stampata con gruppo rotante realizzato con doppia corona di sfere.

Ruote con cuscinetti a rulli INOX.

Stainless steel, swivel housing, plate fitting, with double ball race.

Wheels with stainless steel roller bearing.



mm	Type	DaN	mm	mm	mm x mm	mm x mm	mm	mm x mm	mm	
100	HRPX/4	100	127	32	95x80	80x60	9	40x8	.../2	110
125L	HRPX/4	120	155	32	95x80	80x60	9	44x8	.../2	113
160P	HRPX/4	220	197	52	129x106	105x80	11	60x12	.../2	150
200	HRPX/4	230	240	48	129x106	105x80	11	60x12	.../2	150



HRFX



Supporto fisso in lamiera stampata di acciaio inossidabile.

Ruote con cuscinetti a rulli INOX.

Stainless steel fixed housing.

Wheels with stainless steel roller bearing.



mm	Type	DaN	mm	mm	mm x mm	mm x mm	mm
100	HRFX/4	100	127	101 x 84	80 x 60	9	40x8
125L	HRFX/4	120	155	100 x 84	80 x 60	9	44x8
160P	HRFX/4	220	197	135 x 110	105 x 80	11	60x12
200	HRFX/4	230	240	135 x 110	105 x 80	11	60x12

VARIANTI • OPTIONS



Supporto rotante a foro passante

Bolt hole fitting



Ø 100-125L= 12 mm

Ø 160-200= 16 mm

KR/4 - BLUE ELASTIC - INOX - STAINLESS STEEL



KRP



Supporto rotante a piastra in lamiera di acciaio inossidabile stampata con gruppo rotante realizzato con doppia corona di sfere. Ruote con cuscinetto a rulli inox. Supporti X line 80-100-125L-150P-160P-200 Supporto E-line 125

Stainless steel, swivel housing, plate fitting, with double ball race.

Wheels with stainless steel roller bearing. "X-Line" housings for diameters: 80-100-125L-150P-160P-200 "E-Line" housing for diameter: 125.



	X Line	E Line									
mm	Type	Type	DaN	mm	mm	mm x mm	mm x mm	mm	mm x mm		mm
80	KRPX/4	-	150	108	32	95x80	80x60	9	40x8	.../2	110
100	KRPX/4	-	175	127	32	95x80	80x60	9	40x8	.../2	110
125L	KRPX/4	-	175	155	32	95x80	80x60	9	44x8	.../2	113
125	-	KRP/4	200	159	47	117x85	80x60	9	44x8	.../2	130
150P	KRPX/4	-	260	192	52	129x106	105x80	11	60x12	.../2	150
160P	KRPX/4	-	300	197	52	129x106	105x80	11	60x12	.../2	150
200	KRPX/4	-	300	240	48	129x106	105x80	11	60x12	.../2	150



KRF



Supporto fisso in lamiera stampata di acciaio inossidabile.

Ruote con cuscinetto a rulli inox.

Stainless steel fixed housing. Wheels with stainless steel roller bearing.

mm	Type	DaN	mm	mm	mm x mm	mm x mm	mm
80	KRFX/4	150	108	101x84	80x60	9	40x8
100	KRFX/4	175	127	101x84	80x60	9	40x8
125L	KRFX/4	175	155	100x84	80x60	9	44x8
125	KRF/4	200	159	116x84	80x60	9	44x8
150P	KRFX/4	260	192	135x110	105x80	11	60x12
160P	KRFX/4	300	197	135x110	105x80	11	60x12
200	KRFX/4	300	240	135x110	105x80	11	60x12

VARIANTI • OPTIONS




Supporto rotante a foro passante.
Bolt hole fitting.

Ø 80 - Ø 100 - Ø 125 L - Ø 125 = 12 mm

Ø 150 - Ø 160 - Ø 200 = 16 mm




PNEUMATICHE - PNEUMATIC WHEELS




Disco in materiale plastico.
Copertura con camera d'aria.
Velocità massima 4 km/h.

Plastic wheel centre with pneumatic tyre.
Maximum speed 4 km/h.

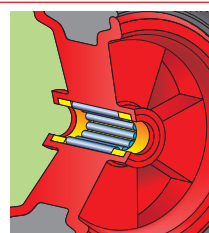


PNB

PNR



Mozzo con foro passante.
Hub with plain bearing



Mozzo con cuscinetto a rullini.
Hub with roller bearing

									MAX BAR
mm	Type	mm	mm	Type	mm	mm	mm	DaN	Bar
200	-	-	-	PNR	20	59	50	75	2
260	PNB	20	75	PNR	20	75	85	125	2
400	PNB	20	88	PNR	25	75	100	200	1,8

PNEUMATICHE - PNEUMATIC CASTORS



Supporto a piastra girevole o fisso in lamiera stampata zincata.
Sistema rotante realizzato con doppia corona di sfere.

Swivel or fixed pressed steel housings with plate fitting, zinc plated.
Double ball race.

mm	Type	mm	DaN	mm	mm	mm x mm	mm x mm	mm	mmxmm		
200	-	PNRP	75	240	56	132x110	105x80	11	60x12	../2	-
260	PNBP	PNRP	125	311	86	186x170	140x105	14	93x14	../2	131



mm	Type	mm	DaN	mm	mm x mm	mm x mm	mm	mmxmm	
200	-	PNRF	75	240	135x110	105x80	11	60x12	
260	PNBF	PNRF	125	311	175x145	140x105	14	93x14	


N.B. Il calo della pressione della camera d'aria può causare lo sganciamento del freno.
WARNING! The decrease of tyre pressure can cause the unhooking of the brake.

PNEUMATICHE - PNEUMATIC WHEELS









Disco in lamiera stampata e verniciata. Copertura con camera d'aria.
Velocità massima 4 km/h.

Painted steel wheel centre with pneumatic tyre.
Maximum speed 4 km/h.



Mozzo con cuscinetto a rullini.

Hub with roller bearing










						MAX BAR
mm	Type	mm	mm	mm	DaN	Bar
260	PNLR	20	75	85	175	2



Supporto a piastra girevole o fisso in lamiera stampata zincata.
Sistema rotante realizzato con doppia corona di sfere.

Swivel or fixed pressed steel housings with plate fitting, zinc plated.
Double ball race.

									
mm	mm	DaN	mm	mm	mm x mm	mm x mm	mm	mmxmm	
260	PNLRP	175	311	86	186x170	140x105	14	93x14	..2 131

								
mm	mm	DaN	mm	mm x mm	mm x mm	mm	mmxmm	
260	PNLRF	175	311	175x145	140x105	14	93x14	


N.B. Il calo della pressione della camera d'aria può causare lo sganciamento del freno.
WARNING! The decrease of tyre pressure can cause the unhooking of the brake.

PNEUMATICHE SOFT - PUNCTURE-PROOF WHEELS

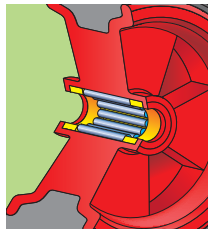


Ruote con nucleo in materiale plastico rosso - copertura in mescola a bassa densità imperforabile. Velocità massima 4 km/h.

Wheels with red plastic centre and puncture proof, foam compound tyre. Maximum speed 4 km/h.



PNR - SOFT



Mozzo con cuscinetto a rullini.

Hub with roller bearing

mm	Type	mm	mm	mm	DaN
260	PNR - SOFT	20	75	75	100



Ø 260 PNRP - SOFT



Ø 260 PNRF - SOFT

Supporto a piastra girevole o fisso in lamiera stampata zincata. Sistema rotante realizzato con doppia corona di sfere.

Swivel or fixed pressed steel housings with plate fitting. Zinc plated. Double ball race.



Ø 260 PNRP/2 - SOFT

mm	mm	DaN	mm	mm	mm x mm	mm x mm	mm	mmxmm	
260	PNRP-SOFT	100	311	86	186x170	140x105	14	93x14	../2 131

mm	mm	DaN	mm		mm x mm	mm x mm	mm	mmxmm	
260	PNRF-SOFT	100	311		175x145	140x105	14	93x14	

PNEUMATICHE SOFT - PUNCTURE-PROOF WHEELS




Ø 260

PNRL - SOFT

Ruote con nucleo in lamiera stampata e verniciata, copertura in mescola a bassa densità imperforabile. Velocità massima 4 km/h.

Wheels with pressed steel center, finished red and puncture-proof, foam compound tyre. Maximum speed 4 km/h.



 **PNRL - SOFT**



Mozzo con cuscinetto a rullini.

Hub with roller bearing

					
mm	Type	mm	mm	mm	DaN
260	PNRL - SOFT	20	75	75	100



Ø 260

PNRLP - SOFT



Ø 260

PNRLF - SOFT

Supporto a piastra girevole o fisso in lamiera stampata zincata. Sistema rotante realizzato con doppia corona di sfere.

Swivel or fixed pressed steel housings with plate fitting. Zinc plated. Double ball race.



Ø 260

PNRLP2 - SOFT


									
mm	mm	DaN	mm	mm	mm x mm	mm x mm	mm	mmxmm	
260	PNRLP-SOFT	100	311	86	186x170	140x105	14	93x14	./2 131

								
mm	mm	DaN	mm	mm x mm	mm x mm	mm	mmxmm	
260	PNRLF-SOFT	100	311	175x145	140x105	14	93x14	

CARRIOLE - WHEELBARROW WHEELS









Ruote con nucleo verniciato rosso in lamiera stampata.
Flangie saldate, pneumatico a 2 tele profilo rigato liscio
Wheels with pressed steel centre, finished red,
and 2 ply pneumatic ribbed rubber tyre



Mozzo con boccole in poliammide







Hub with plain polyamide bearing

					ASSALE	
mm	Type	mm	mm	mm		DaN
350	PNLB	12	110	85	170	100
350	PNLB	12	154,5	85	200	100

CARRIOLE SOFT - WHEELBARROW WHEELS FOAM TYRE



Ruote con nucleo verniciato giallo in lamiera stampata.
Flangie saldate, copertura in gomma piena a bassa densità impermeabile.
Wheels with pressed steel centre, finished yellow and puncture-proof, foam compound tyre.

					ASSALE	
mm	Type	mm	mm	mm		DaN
350	PNLB-SOFT	12	110	85	170	100
350	PNLB-SOFT	12	154,5	85	200	100

CONTROPIASTRE



Contropiastre in lamiera tranciata per supporti rotanti e fissi a piastra.

Counter-plates for swivel and fixed housings with plate fitting.

Ferro Steel

Type	mm	mm x mm	mm x mm	mm
4126011	3	115 x 85	80 x 60	9
4126021	3,5	140 x 110	105 x 80	11

Acciaio Inox Stainless steel


Type	mm	mm x mm	mm x mm	mm
4126095	2	115 x 85	80 x 60	9

CEBORA
DIVISIONE RUOTE



Modificazioni nella costruzione
Cebora S.P.A. può apportare qualsiasi modifica ai propri prodotti senza obbligo di notifica al compratore.
Le modifiche apportate successivamente all'ordinazione non possono dar luogo a risarcimento di sorta.

Design changes
Cebora reserve the right to change the design of their products at any time, without prior notification.
No liability is accepted for modifications introduced after an order has been placed.



CEBORA
wheels&motion



CEBORA S.p.A - Via Andrea Costa n.24 - 40057 Cadriano di G. - Bologna - Italy
Tel. +39.051.765.000 - Telefax +39.051.765.222
<http://www.cebora.it> - www.cebora.com - E-Mail: wheels.dept@cebora.it - ceboraruote@cebora.it

